

YEARS AFTER

SOCIAL SECTOR: Then & now

One area where time stood still, social sector continues to be a laggard in the country. Yes, there's a significant drop in poverty levels, but the quality of life has barely improved for millions of Indians.



Gross enrollment ratio* for males in primary school

1991: 98.12

2004: **100.75**



Gross enrollment ratio for females in primary school


1991: 75.89

2004: **95.6**

*Indicates total enrollment in a specific level of education, regardless of age, expressed as a % of the population in the official age group corresponding to this level of education

65.49%

52.2%



1991 2001
Literacy rate



2006
64.1 years ▶

1991
58.1 years

Life expectancy (males)



2006
65.8 years ▶

1991
59.1 years



Life expectancy (females)



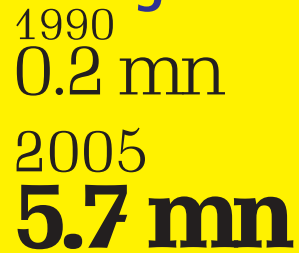
No. of medical colleges



Doctors per 100,000 population



HIV figures



MMR

(Maternal deaths for every 100,000 live births)



IMR

(Infant deaths per 1000 live births)



Health expenditure as % of GDP



1991
83

Hospital beds per 100,000 population

2006
89